

Released Items

Published October 2018

Keys

NC Math 1

North Carolina End-of-Course Assessment



Public Schools of North Carolina

Department of Public Instruction | State Board of Education

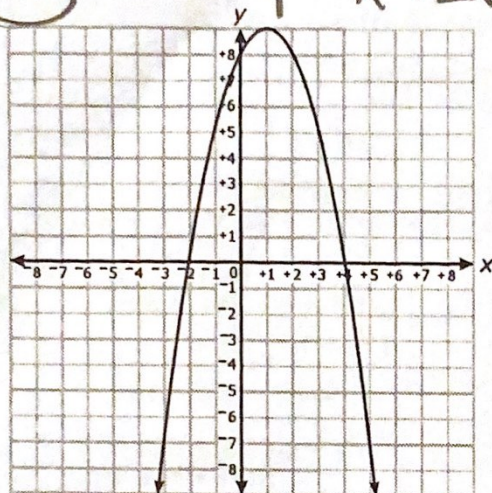
Division of Accountability Services/North Carolina Testing Program

Copyright © 2018 by the North Carolina Department of Public Instruction. All rights reserved.

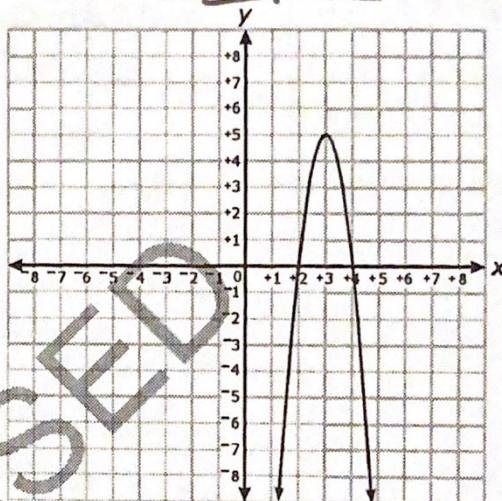


1 Which choice is the graph of $y = (4 - x)(x + 2)$?

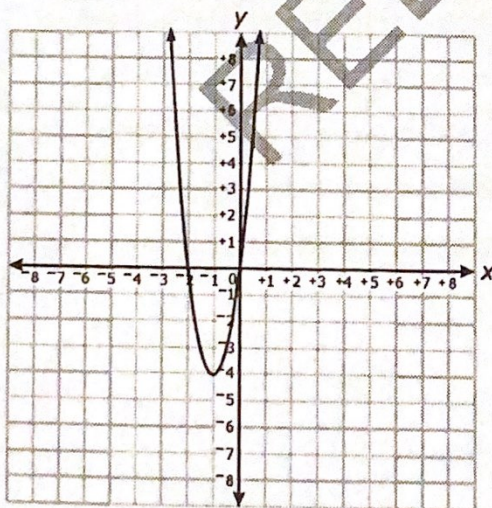
A



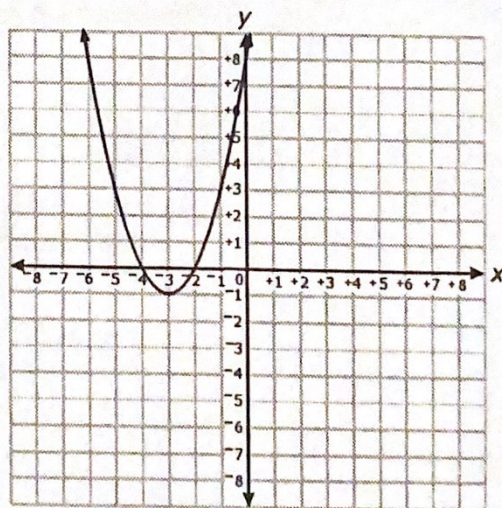
B



C



D





- 2 In which graph does the shaded region represent the solution set for the inequality shown below?

above

$$y > 2x - 4$$

$$2x - y < 4$$

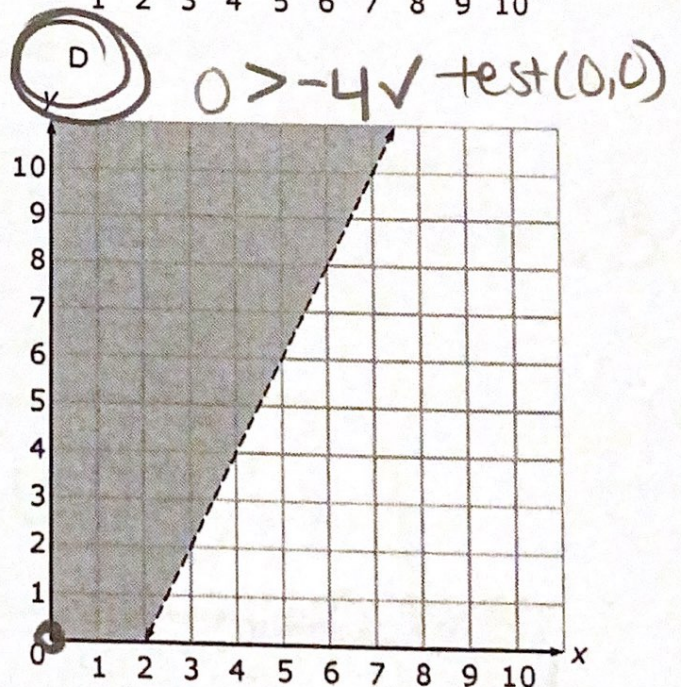
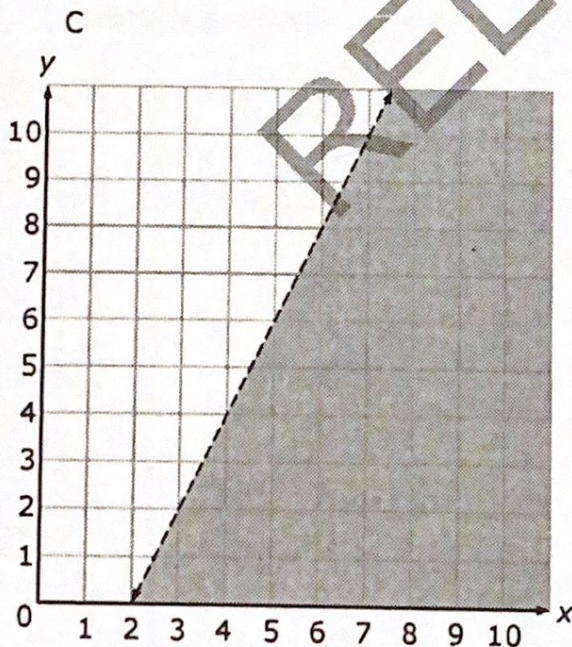
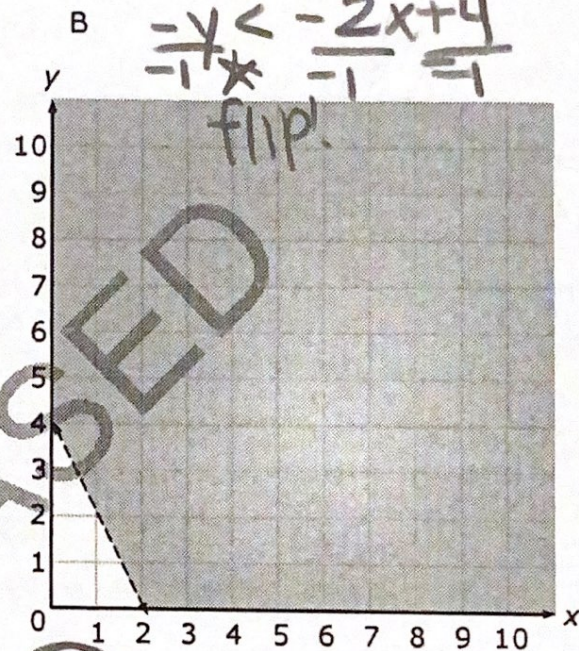
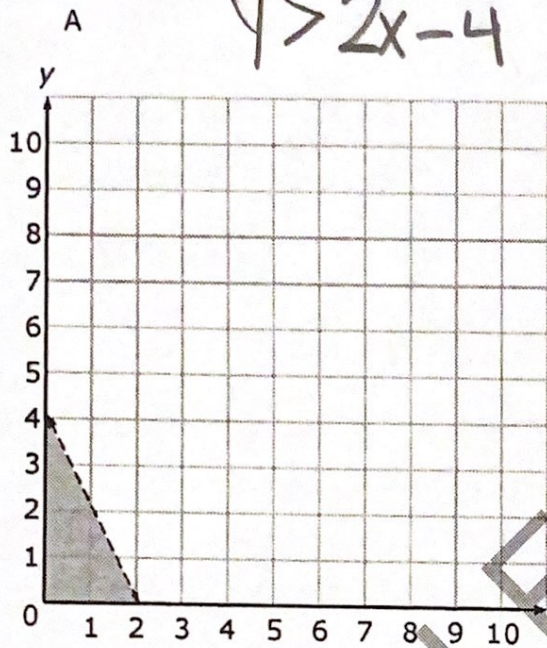
$$2x - y < 4$$

$$-2x \quad -2x$$

$$-y < -2x + 4$$

$$\frac{-y}{-1} < \frac{-2x + 4}{-1}$$

flip!





3 Which expression is equivalent to $(x + 2)(3x - 3)$?

A $3x^2 - 6$

☒ B $3x^2 + 3x - 6$

C $3x^2 + 6x - 6$

D $3x^2 + 9x - 6$

$$3x^2 - \underline{3x} + \underline{6x} - 6$$

$$3x^2 + 3x - 6$$

RELEASED



Questions 4 through 6 are gridded response items that require you to write your answers in the boxes provided on your answer sheet. Write only one number or symbol in each box and fill in the circle in each column that matches what you have printed. Fill in only one circle in each column.

- 4 A line, $y = mx + b$, passes through the point $(1, 6)$ and is parallel to $y = 4x + 6$. What is the value of b ?

Parallel = same slope

$$y = 4x + b$$

$$6 = 4(1) + b$$

$$b = 2$$

- 5 Two functions are shown below.

$$f(x) = \frac{1}{2} \cdot 2^x$$

$$g(x) = 5x + 2$$

What is the largest integer value of x such that $f(x) \leq g(x)$?

$6 = 10$

x	f	g
0	1/2	2
1	1	7
2	2	12
3	4	17
4	8	22
5	16	27
6	32	32

- 6 A company models its net income, in thousands of dollars, with the function $f(x) = 9x^2 - 54x - 144$, where x is the number of units of its product sold. How many units of its product does the company need to sell in order for the net income to equal \$0?

$$9(x^2 - 6x - 16)$$

$$9(x - 8)(x + 2)$$

$x = 8$ ~~$x = -2$~~

$$\begin{array}{r} 16 \\ 9 \overline{) 144} \\ \underline{9} \\ 54 \end{array}$$



- 7 Joanna has a total of 50 coins in her purse.

- The coins are either nickels or quarters.
- The total value of the coins is \$7.10.

$$x + y = 50 \text{ \#}$$

$$0.05x + 0.25y = 7.10 \$$$

Which system of equations can be used to determine the number of nickels, n , and quarters, q , that Joanna has in her purse?

- A $n + q = 50$
 $0.05n + 0.25q = 7.10$
- B $n + q = 7.10$
 $50n + 50q = 7.10$
- C $0.05n + 0.25q = 50$
 $n + q = 7.10$
- D $0.05n + 0.25q = 7.10$
 $50n + 50q = 7.10$
- 8 The function $f(x) = -0.25x + 5$ models the height of a candle x seconds after it is lit. What is the meaning of the y -intercept of the function?
- A the initial height of the candle
- B the final height of the candle
- C the rate at which the candle is burning
- D the amount of time it will take the candle to burn



Questions 9 and 10 are gridded response items that require you to write your answers in the boxes provided on your answer sheet. Write only one number or symbol in each box and fill in the circle in each column that matches what you have printed. Fill in only one circle in each column.

- 9 The total cost, in dollars, of membership in a fitness center is given by the function $c(m) = 20m + 40$, where m is the number of months a person is a member. In dollars, how much is the cost of a membership for 1 year?

$m=12$ $20(12)+40$ $240+40$ $\$280$ $\frac{20}{12} \times 40 = 280$

- 10 Water is being pumped into a 10-foot-tall cylindrical tank at a constant rate.

- The depth of the water is increasing linearly.
- At 1:30 p.m., the water depth was 2.4 feet.
- It is now 4:00 p.m., and the depth of the water is 3.9 feet.

What will the depth (in feet) of the water be at 5:00 p.m.?

$3.9 - 2.4 = 1.5$
 $\frac{1.5}{3} = .5$

time	water
1:30	2.4
2:00	
2:30	
3:00	
3:30	
4:00	3.9
4:30	4.2
5:00	4.5

4.5 ft



11 Sally works at a store.

- x represents Sally's monthly paycheck, and y represents her monthly savings.
- Sally will save at least \$20 more than half of her paycheck each month. $y \geq \frac{1}{2}x + 20$
- She can save at most \$80 more than two-thirds of her paycheck each month. $y \leq \frac{2}{3}x + 80$
- Her paycheck each month is at least \$1,200, but no more than \$1,850.

Which system of inequalities represents these constraints?

A
$$\begin{aligned}x &\leq \frac{1}{2}y + 20 \\x &\geq \frac{2}{3}y + 80 \\y &\leq 1,200 \\y &\geq 1,850\end{aligned}$$

☒ B
$$\begin{aligned}y &\geq \frac{1}{2}x + 20 \\y &\leq \frac{2}{3}x + 80 \\x &\geq 1,200 \\x &\leq 1,850\end{aligned}$$

C
$$\begin{aligned}y &\leq \frac{1}{2}x + 20 \\y &\geq \frac{2}{3}x + 80 \\x &\leq 1,200 \\x &\geq 1,850\end{aligned}$$

D
$$\begin{aligned}x &\geq \frac{1}{2}y + 20 \\x &\leq \frac{2}{3}y + 80 \\y &\geq 1,200 \\y &\leq 1,850\end{aligned}$$



- 12 A company uses the formula $T = 581s + 150p$ to determine the total cost to purchase s computers and p printers. Which formula can be used to determine the number of printers purchased, given the total cost, T , and the number of computers purchased?

A $p = \frac{T}{150} - 581s$

B $p = T - \frac{581s}{150}$

C $p = \frac{T - 581s}{150}$

D $p = T - 581s - 150$

RELEASED

$$\begin{aligned} & \downarrow \\ T &= 581s + 150p \\ T - 581s &= \cancel{150p} \\ \frac{T - 581s}{150} &= \frac{\cancel{150p}}{\cancel{150}} \end{aligned}$$



Questions 13 through 15 are gridded response items that require you to write your answers in the boxes provided on your answer sheet. Write only one number or symbol in each box and fill in the circle in each column that matches what you have printed. Fill in only one circle in each column.

- 13 What is the value of the positive zero of the function, f , defined by $f(x) = x^2 - 121$?

$$(x+11)(x-11)$$

$$x = -11 \quad \boxed{x = 11}$$

- 14 What is the value of x in the system of equations shown below?

Graphing

$$4y = -5x + 1$$

$$y = -\frac{5}{4}x + \frac{1}{4}$$

Substitution

$$5x + 4y = 1$$

$$y = 1 - x$$

$$5x + 4(1 - x) = 1$$

$$5x + 4 - 4x = 1$$

$$x + 4 = 1$$

$$\boxed{x = -3}$$

Handwritten solution for question 14 shows a graph of the system of equations $5x + 4y = 1$ and $y = 1 - x$. The lines intersect at the point $(-3, 4)$. The solution $x = -3$ is boxed.

- 15 What is the value of the smaller zero of the function $f(x) = 2x^2 - 8x - 24$?

$$2(x^2 - 4x - 12) = 0$$

$$(x - 6)(x + 2)$$

$$x = 6 \quad \boxed{x = -2}$$

Handwritten solution for question 15 shows the function $f(x) = 2x^2 - 8x - 24$ being factored into $2(x^2 - 4x - 12) = 0$, then $(x - 6)(x + 2)$, leading to the solutions $x = 6$ and $x = -2$. The smaller zero, $x = -2$, is boxed.

This is the end of the calculator inactive released items.





- 16 A statistician collected the following data to explore the relationship between two variables, x and y .

x	y
2.3	11.0
4.2	16.5
5.1	19.2
6.4	23.1
8.2	24.3
8.5	29.5


The statistician performed a linear regression and also plotted the residuals.

- Based on the residual plot, the statistician decided to exclude one data point.
- The statistician then performed linear regression on the set of remaining data points.
- The result was that the new linear model fit the remaining data more closely than the original model fit the original data.

Which data point did the statistician exclude?

- A (2.3, 11.0)
 B (4.2, 16.5)
 C (6.4, 23.1)
 D (8.2, 24.3)

looking for outlier



Go to the next page.



- 17 A set of nine data points is shown below.

8, 11, 12, 10, 9, 7, 5, 3, 9

Which statement is true if a tenth data point of 45 is added to the data set?

- ☒ A The mean and median will both increase.
☐ B The mean will increase and the median will decrease.
☒ C The mean will increase and the median will remain the same.
☐ D The mean and median will both decrease.

original
mean = 8.2
median = 9

New
mean = 11.9
median = 9

$$y = x +$$
$$y = -\frac{4}{3}$$

RELEASED



Questions 18 and 19 are gridded response items that require you to write your answers in the boxes provided on your answer sheet. Write only one number or symbol in each box and fill in the circle in each column that matches what you have printed. Fill in only one circle in each column.

- 18 What is the distance, in units, between the y -intercept of $f(x) = x^2 + 7x - 18$ and the y -intercept of the linear function that passes through the points shown in the table below?

x	$g(x)$
-5	2
10	11
25	20
60	41

-18
5

23

y -int
 $y \sim mx + b$
 $y = 0.6x + 5$

-5	2	+3
0	5	+3
5		+3
10	11	+3
15		+3
20		+3
25	20	+3
30		

- 19 What is the value of x in the equation shown below?

$$2(x + 8) - 4x = 10x + 4$$

$$2x + 16 - 4x = 10x + 4$$

$$-2x + 16 = 10x + 4$$

$$12 = 12x$$

$$x = 1$$



20 This is a paper/pencil copy of an online technology enhanced item.

Three systems of equations are shown in the table below.

Place (click and drag) the choice that describes the number of solutions of each system into the appropriate column in the table below.

$2x + 2y = 16$ $4x + 3y = 27$	$y = x + 4$ $2x + 2y = 8$ $y = x + 4$ $4x + 4y = 16$	$y = -\frac{2}{3}x + 4$ $2x + 3y = 12$ $2x + 3y = 18$ $y = -\frac{2}{3}x + \frac{18}{3}$
ONE SOLUTION	Infinitely many	no solution
one solution	no solution	infinitely many solutions
lines intersect	parallel lines	same line.

21 Which equation represents the line that is perpendicular to the graph of $4x + 3y = 9$ and passes through $(-2, 3)$?

- ☒ A $3x - 4y = -18$
☐ B $3x + 4y = 18$
☐ C $3x - 4y = -6$
☐ D $3x + 4y = 6$

$y = \frac{3}{4}x + 4.5$
 $y = \frac{3}{4}x + 1.5$

opposite reciprocal slopes

$4x + 3y = 9$
 $3y = -4x + 9$
 $y = -\frac{4}{3}x + 3$

$m = \frac{3}{4}$
 $3 = \frac{3}{4}(-2) + b$
 $3 = -1.5 + b$
 $b = 4.5$
 point $(-2, 3)$



- 22 A club began with 3 members. Each month, each member brought one new member. Which function can be used to determine the number of members x months after the club began?

- A $f(x) = 2x + 3$
B $f(x) = 3x + 1$
C $f(x) = 1.5(2)^x$
D $f(x) = 3(2)^x$

3, 6, 12, - - -

slope

RELEASED



Questions 23 through 25 are gridded response items that require you to write your answers in the boxes provided on your answer sheet. Write only one number or symbol in each box and fill in the circle in each column that matches what you have printed. Fill in only one circle in each column.

- 23 Every ten years, the Census counts how many people are living in every town in the United States.

- The 2010 Census showed that 1,000 people were living in Appleville, and 4,000 people were living in Bridgetown.
- The population of Appleville is predicted to double every ten years.
- The population of Bridgetown is predicted to increase by 1,000 every ten years.

If the predictions come true, what will be the first census year that will show Appleville with a larger population than Bridgetown?

in 2040

*Bigger
 $y_A = 1,000(2)^x$
 $y_B = 4000 + 1000x$

- 24 Two stores have movies to rent.

- The first store charges a \$12.50-per-month membership fee plus \$1.50 per movie rented.
- The second store has no membership fee but charges \$3.50 per movie rented.

What is the minimum number of movies a person would need to rent in a month for the first store to be a better deal?

$y_1 = 12.50 + 1.50x$

$y_2 = 3.50x$

5 movies

$x = 10 \text{ yrs}$

	A	B	yr
0	1000	4000	2010
10	2000	5000	2020
20	4000	6000	2030
30	8000	7000	2040
40	16000	8000	
50	32000	9000	

MOVIES	1	2
1	14	3.5
2	15.5	7
3	17	10.5
4	18.5	14
5	20	17.50

- 26 Which choice c

- ☒ A the amo compou
- ☐ B the mor 4 cents
- ☒ C the hei the pre
- ☒ D the am occurs



- 25 Karen has two dogs. The larger dog weighs 1.4 pounds more than the smaller dog. The combined weight of the two dogs is 12.6 pounds. What is the weight, in pounds, of the smaller dog?

larger smaller

$$Y = X + 1.4$$

↓

$$X + Y = 12.6$$

substitution

$$X + X + 1.4 = 12.6$$

$$2x + 1.4 = 12.6$$

$$2x = 11.2$$

$$x = 5.6$$

5.6 pounds



26 Which choice could be modeled by a linear function?

- ☒ A the amount of money, y , in an account after x years earning 4% interest compounded annually
- ☐ B the monthly cost, y , to use a cell phone for x minutes at a rate of 4 cents per minute
- ☒ C the height, y , of a ball after bouncing x times, if each bounce reaches $\frac{2}{3}$ the previous height
- ☒ D the amount, y , of radioactive material remaining after x years when decay occurs at a rate of 30% each year
- exponential*

hrs

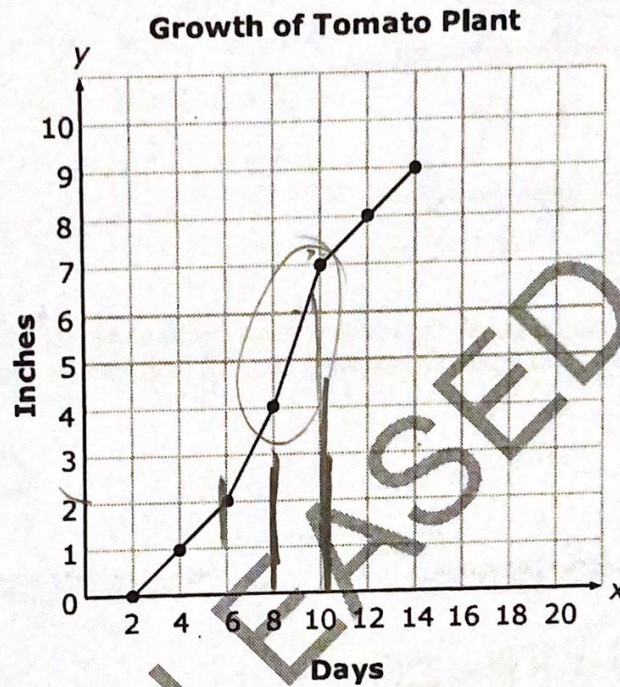
	B	yr
0	4000	2010
0	5000	2020
0	6000	2030
10	7000	2040
00	8000	
00	9000	

1	2
4	3.5
5.5	7
17	10.5
8.5	14
20	17.50

RELEASED



- 27 Oscar planted a tomato seed in his garden. Each day he recorded the height of the tomato plant.



During which interval did the tomato plant grow the fastest?

- $\frac{1}{2}$
 $\frac{2}{2}$
 $\frac{3}{1}$
- A Day 4 to Day 6
 - B Day 6 to Day 8
 - C Day 8 to Day 10
 - D Day 10 to Day 12

$1 \frac{1}{2} \rightarrow 2$
 $2 \rightarrow 1$
 $3 \rightarrow 1$
steepest slope



Questions 28 and 29 are gridded response items that require you to write your answers in the boxes provided on your answer sheet. Write only one number or symbol in each box and fill in the circle in each column that matches what you have printed. Fill in only one circle in each column.

31 The
in va

- 28 The function $a(n) = 3n - 7$ represents the value of the n th term in a sequence. What is the sum of the 1st and 5th terms of the sequence?


4

n	$a(n)$
1	-4
2	-1
3	2
4	5
5	8

- 29 The width of a rectangle is $\frac{3}{4}$ its length. The perimeter of the rectangle is 420 ft. What is the length, in feet, of the rectangle?

$L = 120 \text{ ft}$

$$W = \frac{3}{4}L$$



$$P = 420 \text{ ft}$$

$$L + L + \frac{3}{4}L + \frac{3}{4}L = 420$$

$$3.5L = 420 \quad L = 120$$

Wha

A

B

C

D



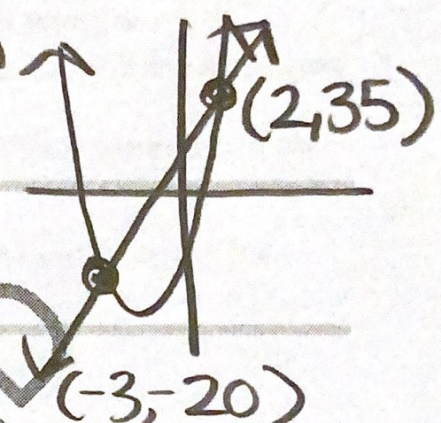
30 This is a paper/pencil copy of an online technology enhanced item.

Two functions are shown below.

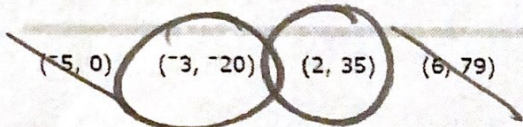
✓1 $f(x) = 3x^2 + 14x - 5$

✓2 $g(x) = 11x + 13$

graph
Quadratic
Linear



Select (click) the points at which the graphs of the two functions intersect.



RELEASED



- 31 The table below shows the U.S. average life expectancy at birth, in years, in various decades.

x y

Years since 1930	Life Expectancy at Birth
10	62.9
20	68.2
30	69.7
40	70.8
50	73.7
60	75.4
70	77.0
80	78.7

↑ Life expectancy
→ year

What is the meaning of the slope of the linear best-fit equation for the data?

- ☐ A The predicted average life expectancy at birth in 1930 was about 62.7 years.
- ☐ B The predicted average life expectancy at birth in 1930 was about 57.6 years.
- ☐ C The average life expectancy at birth increases by about 6.7 each year.
- ☒ D The average life expectancy at birth increases by about 0.2 each year.

20

L=120



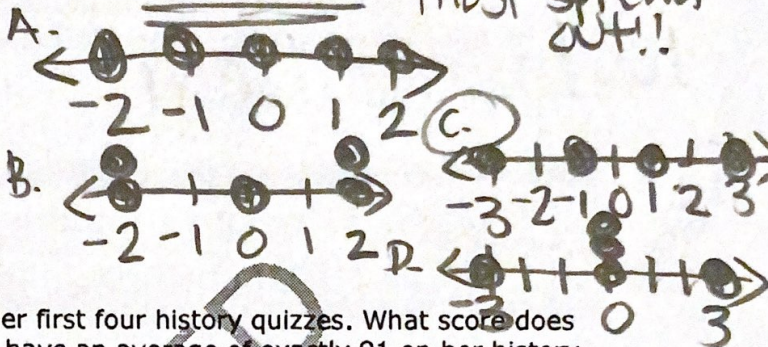
- 32 The choices below are data sets. In the choices, w is a constant. Each choice has the same mean. Which choice has the greatest standard deviation?

A $w - 2, w - 1, w, w + 1, w + 2$

B $w - 2, w - 2, w, w + 2, w + 2$

C $w - 3, w - 1, w, w + 1, w + 3$

D $w - 3, w, w, w, w + 3$



- 33 Abby scored 87, 93, 96, and 89 on her first four history quizzes. What score does Abby need to get on her fifth quiz to have an average of exactly 91 on her history quizzes?

A 90

B 94

C 98

D 100

$$\frac{87 + 93 + 96 + 89 + x}{5} = 91$$

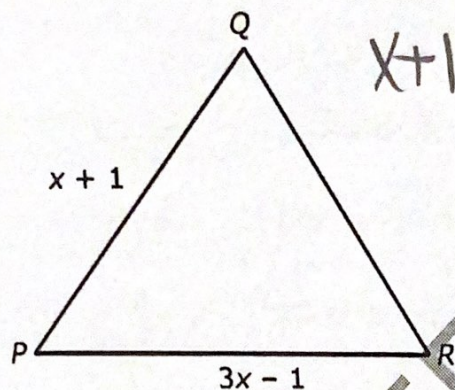
5

$$365 + x = 455$$

$$x = 90$$



34 The perimeter of the triangle below is $8x - 6$.



$$x + 1 + 3x - 1 = 4x$$

Which expression represents the length of \overline{QR} ?

A $4x - 4$

B $4x - 6$

C $6x - 4$

D $6x - 8$

$$(8x - 6) - 4x = 4x - 6$$

35 What are the solutions to the equation $4x^2 - 52x + 169 = 121$?

A $\{1, -12\}$

B $\{-1, 12\}$

C $\{-1, -12\}$

D $\{1, 12\}$

$$4x^2 - 52x + 48 = 0$$

gcf

$$4(x^2 - 13x + 12) = 0$$

$$(x - 12)(x - 1) = 0$$

$$x = 12 \quad x = 1$$

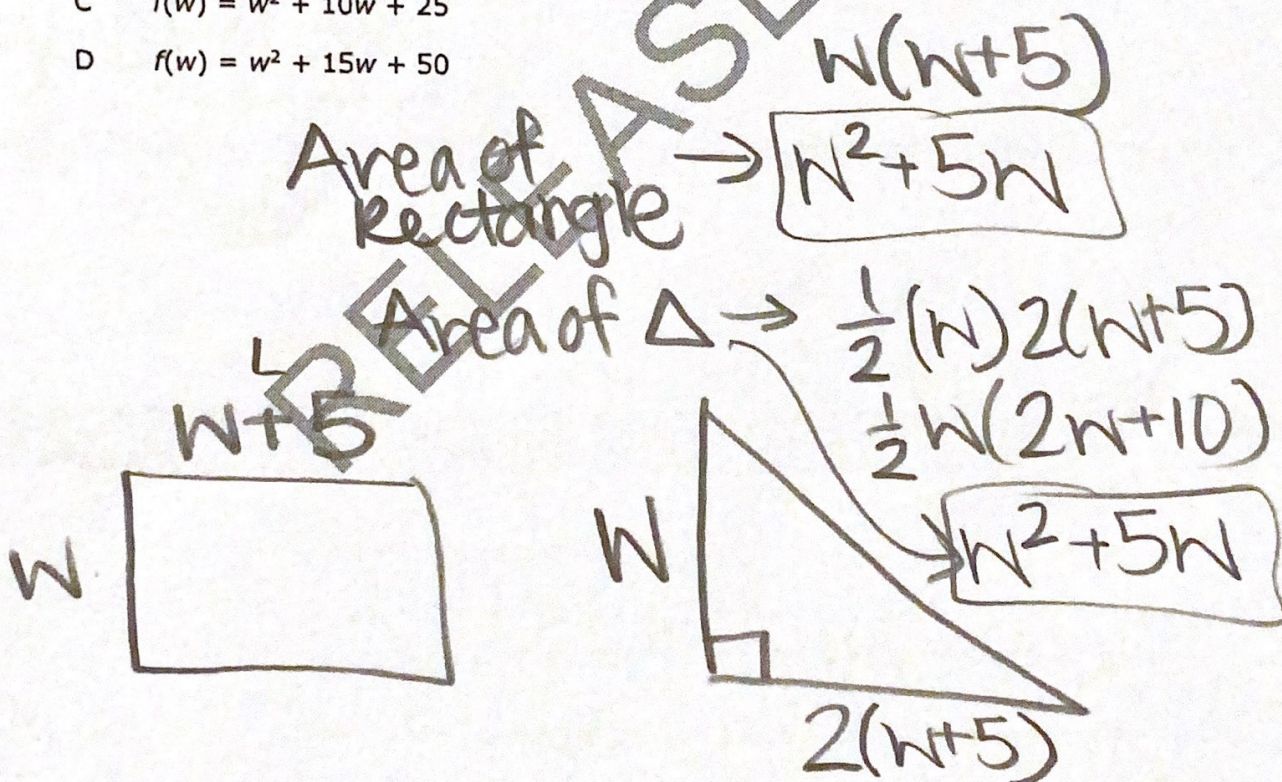


36 David has a rectangle and a right triangle.

- The length of the rectangle is 5 more than its width, w .
- The length of the shorter leg of the triangle is equal to the rectangle's width.
- The length of the longer leg of the triangle is twice the length of the rectangle.

Which function, $f(w)$, represents the combined area of the rectangle and the triangle?

- ☒ A $f(w) = 2w^2 + 10w$
- ☐ B $f(w) = 3w^2 + 15w$
- ☐ C $f(w) = w^2 + 10w + 25$
- ☐ D $f(w) = w^2 + 15w + 50$





- 37 The table below shows the number of hours 7 students studied for a math test and the grade each student earned on the test.

Desmos
 $y \sim mx + b$

$$y = 5.19x + 76.5$$

$$5.19(3.5) + 76.5$$

$$y = 94.665 \approx 95$$

Student	Hours Studied (x)	Test Grade (y)
Mary	2.00	84
Jonathan	1.75	86
Susan	2.00	88
Terry	3.00	94
Patrick	3.50	95
Amanda	3.50	93
Darius	2.25	89

← 95

How does Amanda's test score compare to the score predicted using the linear best-fit model of data for a student who studied 3.50 hours?

- A Amanda scored about 5 points lower than the score predicted for a student who studied 3.50 hours.
- B Amanda scored about 5 points higher than the score predicted for a student who studied 3.50 hours.
- ☒ C Amanda scored about 2 points lower than the score predicted for a student who studied 3.50 hours.
- D Amanda scored about 2 points higher than the score predicted for a student who studied 3.50 hours.



38 This is a paper/pencil copy of an online technology enhanced item.

Place (click and drag) one option from each of the lists below into its corresponding box to create an equation of the line that passes through the point (1, -10) and is perpendicular to $y = -\frac{1}{3}x + 5$.

1 2 3
 $y =$

1	2	3
$-\frac{1}{3}x$	+	1
$-\frac{1}{3}x$	-	5
$3x$		10
$5x$		13

perpendicular slopes are opposite reciprocals

flip fraction & change sign

$$m = 3$$

point (1, -10)

$$y = 3x + b$$

$$-10 = 3(1) + b$$

$$-13 = b$$

39 Two functions are shown below.

$$f(x) = 3x + 7$$

$$g(x) = 2x + 12$$

What is the value of x where the graphs of $f(x)$ and $g(x)$ intersect?

A -22

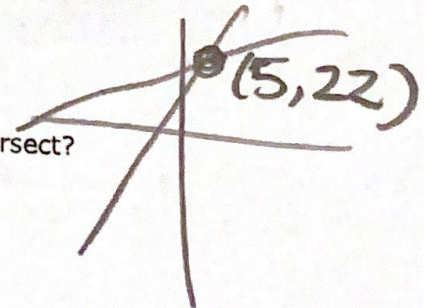
B -5

C 5

D 22

$$3x + 7 = 2x + 12$$

$$x = 5$$





Marcus measured the height, in inches, y , of plants over the course of 3 weeks. The correlation coefficient between the number of days, x , and the height of the plants is 0.85. Which could be concluded based on the correlation coefficient of the data?

Strong + ($x \uparrow, y \uparrow$)

- A There is a strong relationship showing that as the number of days increases, the height of the plants increases.
- B There is a strong relationship showing that as the number of days increases, the height of the plants decreases.
- C There is a weak relationship showing that as the number of days increases, the height of the plants increases.
- D There is a weak relationship showing that as the number of days increases, the height of the plants decreases.

RELEASED



Question 41 is a gridded response item that requires you to write your answer in the boxes provided on your answer sheet. Write only one number or symbol in each box and fill in the circle in each column that matches what you have printed. Fill in only one circle in each column.

- 41 A function is shown below.

$$g(x) = 19.60 + 1.74x$$

What is the value of $g(30)$?

$$19.60 + 1.74(30)$$
$$g(30) = 71.8$$

RELEASED



42 The table below shows the weights of 8 different bears at a zoo.

Type of Bear	Weight (pounds)
Asiatic Black Bear	225
Black Bear	300
Brown Bear	550
Panda Bear	200
Polar Bear	1,000
Sloth Bear	300
Spectacled Bear	280
Sun Bear	100

original

$$\text{mean}(\bar{x}) = 369.375$$

$$\text{median} = 290$$

take out Polar Bear

$$\text{mean} = 279.28$$

$$\text{median} = 280$$

If the weight of the polar bear is removed, which statement is true?

- ☒ A The mean decreases more than the median because the polar bear is a high outlier.
- ☐ B The mean decreases less than the median because the polar bear is a high outlier.
- ☐ C The mean decreases more than the median because the high value balances the low value.
- ☐ D The mean decreases less than the median because the high value balances the low value.

change in
mean
↓ 90.095

change in
median
↓ 10



- 43 The vertices of a rectangle are located at (1, 2), (5, 0), (2, -6), and (-2, -4). What is the area of the rectangle?

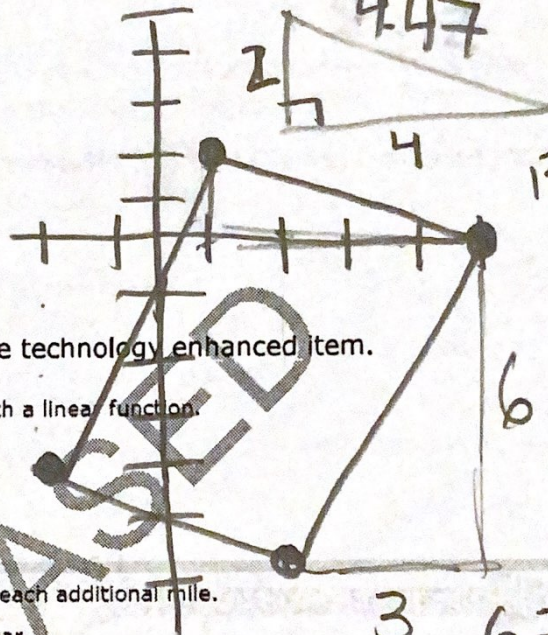
A 20 square units
 B 30 square units
 C 35 square units
 D 45 square units

$$4.47 \times 6.71 = 30$$

- 44 This is a paper/pencil copy of an online technology enhanced item.

Select (click) each situation that can be modeled with a linear function.

- A taxi charges an initial fee of \$2.00, and \$1.50 for each additional mile.
 → A population in a town decreases by 15% each year.
 → An airplane flying at an altitude of 33,000 feet descends at a rate 20 feet per minute.
 → A pizza restaurant charges \$5.50 per pizza, and \$0.50 for each additional topping.
 X Cell doubles in size every 2 hours.



$$1^2 + 4^2 = C^2$$

$$17 = C^2$$

$$4.47 = C$$

$$3^2 + 6^2 = C^2$$

$$45 = C^2$$

$$6.71 = C$$



What is the distance between the y-intercept of the function $f(x) = 2x^2 - 6x + 3$ and the y-intercept of the linear function g represented by the table below?

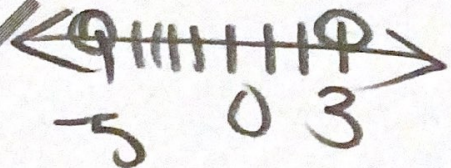
y-int

x	$g(x)$
-5	15
-2	3
2	-13
5	-25

difference between
 $3 - (-5) =$

8

- A 2 units
- B 3 units
- C 8 units**
- D 9 units



RELEASED

x	y
-5	15
-4	11
-3	7
-2	3
-1	-1
0	-5
1	-9
2	-13
3	-17
4	-21
5	-25

$\downarrow \frac{12}{3} = 4$

y-int



- 46 The table below displays the walking heart rate and running heart rate of eight girls in beats per minute (bpm).

Walking Heart Rate	Running Heart Rate
66	128
72	136
74	134
78	138
80	142
84	146
86	148
88	152

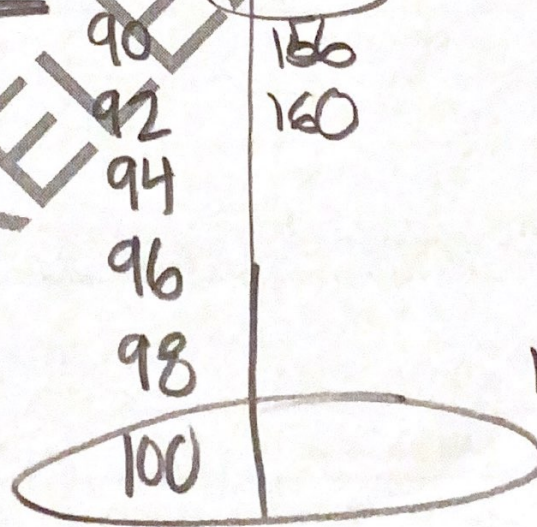
Desmos table

$$y_1 \sim mx_1 + b$$

$$y = 1.04x + 58.84$$

Using the linear best-fit model for the data, what is the predicted running heart rate of a girl whose walking heart rate is 100 bpm?

- A 161 bpm
B 163 bpm
C 165 bpm
D 167 bpm



$$1.04(100) + 58.84$$

$$y = 162.84$$

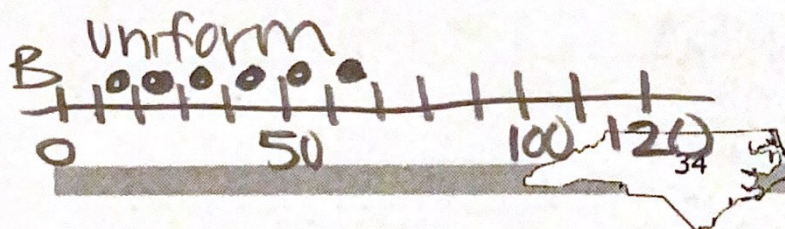
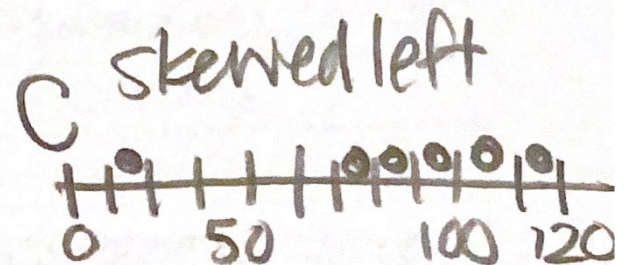
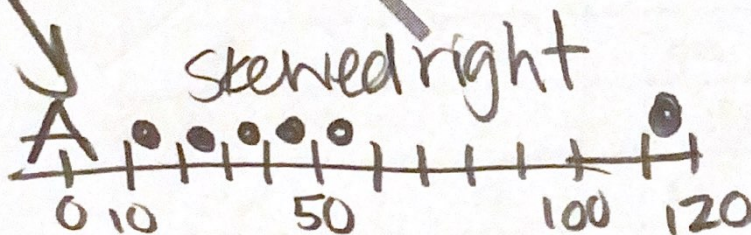


47 This is a paper/pencil copy of an online technology enhanced item.

Place (click and drag) the data sets below into the appropriate rows in the table.

Symmetric about the Mean	B
Skewed Left	C
Skewed Right	A

A	15, 25, 35, 45, 55, 115	15, 75, 85, 95, 105, 115
B	15, 25, 35, 45, 55, 65	



Go to the next page.



- 48 A rectangle has a perimeter of 64.

- Let x equal the width of the rectangle.
- Let y equal the area of the rectangle.

Handwritten diagram of a rectangle with width x and length $32-x$. Inside the rectangle, the equation $y=64$ is written.

Which equation can be used to find the area of the rectangle?

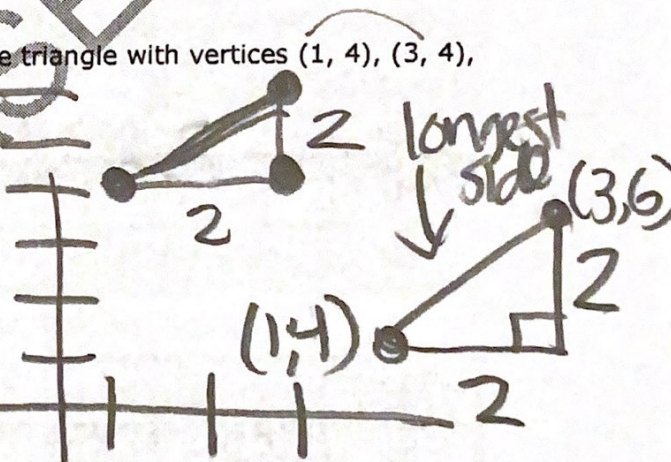
- A $y = x^2 - 64x$
 B $y = -x^2 + 64x$
 C $y = x^2 - 32x$
 D $y = -x^2 + 32x$

Handwritten calculations: $x(32-x)$ and $32x - x^2$

Handwritten calculation: $\frac{64-2x}{2} = 32-x$

- 49 What is the midpoint of the longest side of the triangle with vertices $(1, 4)$, $(3, 4)$, and $(3, 6)$?

- A $(1, 1)$
 B $(2, 4)$
 C $(2, 5)$
 D $(3, 5)$



Handwritten calculation for the midpoint: $\left(\frac{1+3}{2}, \frac{4+6}{2}\right)$

Handwritten calculation: $2^2 + 2^2 = c^2$

Handwritten answer: 2, 5



The table below shows the hours, x , spent working on a new road and the distance, y , of finished road.

Time (hours)	Distance (miles)
50	1.5
200	6
350	10.5
400	12
650	19.5

Desmos table
 $y \sim mx + b$
 $y = 0.03x + 0$

What is the slope of the line that fits these data?

A $\frac{3}{400}$

B $\frac{3}{100}$

C $\frac{3}{25}$

D 3

RELEASED

This is the end of the NC Math 1 released items.

