



Welcome to Drafting I

MRS. KAPPEL

SEMESTER ONE

Today's Agenda

1

What is
Drafting?

2

Syllabus/
Student
Info Sheet

3

Class
Procedures

4

Class Rules

5

About Mrs.
Kappel

6

About You
Activity

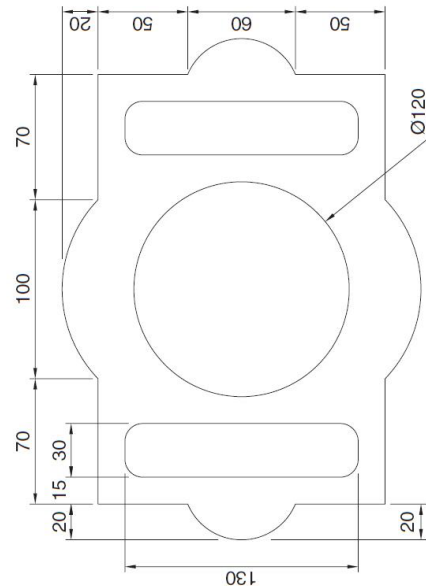
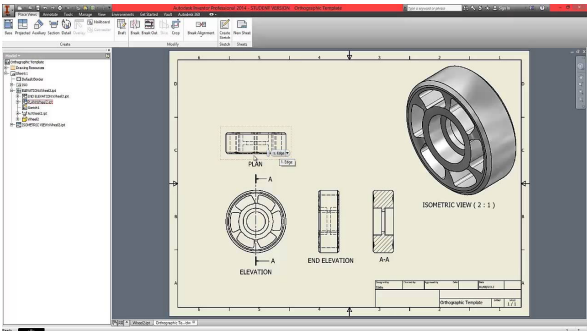
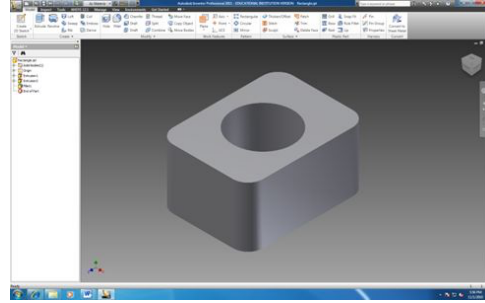
What is Drafting?

- This course introduces students to the use of simple and complex graphic tools used to communicate and understand ideas and concepts found in the areas of architecture, manufacturing, engineering, science and mathematics.
- Topics include business meeting skills and goal setting strategies, classical representation methods such as sketching, geometric construction techniques, CAD, orthographic projection, and dimensioning.
- Sketching, hand drafting, CAD, 3D Printing



AUTODESK
AUTOCAD

Software Used:



Project Examples:

- Hand drafting
- Sketches
- Pictorial Drawings

Tutorials

- Tuesday - Room 3732 (A Lunch – 10:24-10:49)
- Thursday - Room 3732 (A&B Lunch – 10:49-11:14)

Grading Percentages

1st and 2nd Nine Weeks Grades

50% - Class Work / Projects
40% - Tests / Quizzes
10% - Classwork/Homework

Final Course Grade

40% - 1st Nine Weeks Grade
40% - 2nd Nine Weeks Grade
20% - Final Exam

Materials

- Loose Leaf Paper – College Pencils/Pens
- Flash Drive
- Block erasers

Syllabus Highlights

About the Student Info Sheet

Please fill out the Student Info Sheet. There are questions for both you and your parents/guardians.



Bellringers

Folder
Organization

Cell Phone
Use

Computer
Use

Retest Policy

Food and
Drink Policy

Bathroom
Policy

Exiting
Procedures

Class Procedures

Folder Organization

Folders will be stored in class and may occasionally be taken home for study purposes. I will check folders each week, usually Friday – so if you do take your folder out of class, you are responsible if it is not present during a folder check.

Folders must be stored in your class' designated bookshelf.

Folder Pros/Expect. Sheet

Follow the rules of the folder:

- All class notes/assignments will be kept in your folder
- I will place unit notes in the pronged section of the folder
- Keep folder in the classroom, unless otherwise instructed
- The left pocket is reserved for work that is to be graded ONLY
- Unorganized folders WILL NOT be graded
- Folder checks will be weekly and will be Classwork/Homework Grades
- I will also place missing work slips and mandatory test retakes in your binder

Bellringers

- Each class will begin with a warm-up activity, called a Bellringer. The Bellringer will be completed in the **first 5 minutes of class.** It is up to you to get to work on them as soon as you enter the classroom.
- Bellringers can be drawings, writing prompts, word problems, or other activities related to what we are studying in class.
- Bellringers will be kept on the bellringer sheet in the left pocket of your folder. I will check them **at the end of each week.**

Cell Phone Use

- Cell Phone use is determined by the school-wide Stoplight Policy.
- This class will be a RED ZONE for 90% of the time— meaning cell phones may not be used or even seen.
- Each student gets ONE warning for cell phone use for the ENTIRE semester. After you have had your one warning, your cell phone will be taken by an administrator.
- I really do not want to take your phone, so please follow the directions. This class is fun and creative - you should be engaged in your work. TEXTS CAN WAIT!



Computer Use

- Please respect the computers. Do not touch the screens, do not unplug cords, and do not move them.
- Only use computers when instructed to do so
- Only visit sites that are related to the class activity – NO SOCIAL MEDIA
- Do not use the computers to work on other class assignments
- Only print when granted permission to do so
- I can see your monitor from my computer and have the ability to freeze your screen at all times

Request to Retest Policy

Request to Retest

Name: _____ Test: _____

Today's Date: _____ Original Score: _____

Directions: Fill out this form COMPLETELY and ACCURATELY! When completed, staple original test BEHIND this form. Use additional sheets if necessary.

Question Number	Question	Correct Answer

I

- Students can retake tests for full credit as long as they have completed the original assessment and have completed the Request to Retest
- The Request to Retest is a physical document that I will provide to students. It has three columns
- On the left, students will rewrite the question they missed and on the right, students will write the correct answer with an explanation



Food and Drink Policy

Because this is a computer lab, there will be no food or drink allowed in this classroom.

Water is okay, but it must have a lid.

Bathroom Policy

- No bathroom use in the first or last 15 minutes of class
- Otherwise, if you need to go to the bathroom – you may do so
- But first, please raise your hand and ask me to go
- I will write you a pass
- All I ask is that you wait until I am done presenting information to go
- Do not abuse this privilege or it will be removed

Exiting Procedures

- Clean your area
- Push in your chair*
- Place your folder in the correct bin
- *Remain seated until the bell rings to dismiss you!*

Class Rules (Short Recap)

- Stay in your seat until dismissed
- Leave your desk area tidy with your chair pushed in before leaving
- Report any damaged items/equipment
- No gum, food, or drinks in class (Water is fine with a lid)
- Computers can only be used when instructed to do so
- Computers are for Drafting I classwork only

About Mrs. Kappel



Bachelor of Science in Technology,
Engineering, and Design Education
North Carolina State University - 2017

HOBBIES:

- Cooking/Baking
- DIY Projects (Pinterest Lover)
- Trying new restaurants
- Playing with my dog, Peanut

RANDOM FACTS:

- I love coffee! You will see me with coffee in hand 50% of the time.
- I coach Varsity Cheer and Stunt!
- This is my second year teaching. I am thrilled to be at HSHS.
- I got married last October and used to be Ms. Dobrinska.

Now it's your
turn to tell me
about YOU!

3 Drawings Activity

To get into the “drafting spirit” and to get to know each other better, we are going to draw the following three items:

1. Your favorite music
2. Your favorite hobby
3. Your favorite food

Each drawing must be on it's own sheet of paper and must be larger than your hand. Use the page.